


Radial Leaded PTC

0ZRB Series

RoHS6 Compliant

0ZRB1006D



Application

Electronic applications

Product Features

Low DCR Resistance, High Hold Currents

Operating (Hold Current) Range:

900mA ~ 9A

Maximum Voltage

30V

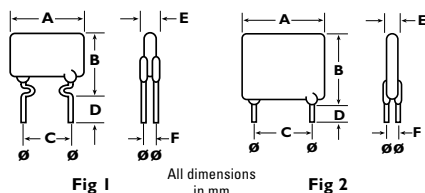
Temperature Range

-40°C to 85°C

Agency Approval

UL Component (E305051)

Product Dimensions



Part Number	Fig	Lead Size Ø	A		B		C		D		E		F	
			Max	Typical	Max	Typical	Min	Max	Typical	Min	Max	Typical		
0ZRB0090	1	0.51	7.4	5.1	12.2	5.1	7.6	3	0.9					
0ZRB0110	1	0.51	7.4	5.1	14.2	5.1	7.6	3	0.9					
0ZRB0135	1	0.51	8.9	5.1	13.5	5.1	7.6	3	0.9					
0ZRB0160	1	0.51	8.9	5.1	15.2	5.1	7.6	3	0.9					
0ZRB0185	1	0.51	10.2	5.1	15.7	5.1	7.6	3	0.9					
0ZRB0250	1	0.51	11.4	5.1	18.3	5.1	7.6	3	0.9					
0ZRB0300	2	0.81	11.4	5.1	17.3	5.1	7.6	3	1.2					
0ZRB0400	2	0.81	14.0	5.1	20.1	5.1	7.6	3	1.2					
0ZRB0500	2	0.81	14.0	5.1	24.9	10.2	7.6	3	1.2					
0ZRB0600	2	0.81	16.5	5.1	24.9	10.2	7.6	3	1.2					
0ZRB0700	2	0.81	19.1	5.1	26.7	10.2	7.6	3	1.2					
0ZRB0800	2	0.81	21.6	5.1	29.2	10.2	7.6	3	1.2					
0ZRB0900	2	0.81	24.1	5.1	29.7	10.2	7.6	3	1.2					

Standard Package

P/N	Bulk		Reel/Tape	
	Pcs/Box	P/N Code	Pcs/Reel	P/N Code
0ZRB0090-0110	2000	1C	3000	2E
0ZRB0135-0250	3000	1E	3000	2E
0ZRB0300-0400	1000	1A	1500	2B
0ZRB0500-0900	1000	1A	n/a	n/a

Electrical Characteristics (23 °C)

Part Number	Hold Current I _H , A	Trip Current I _T , A	Max Time to Trip @ 5xI _H Seconds	Max Current I _{max} , A	Rated Voltage V _{max} , V _{dc}	Typical Power P _d , W	Resistance Tolerance		
							R _{min} Ohms	R _{max} Ohms	R _{1max} Ohms
A	0.90	1.8	5.9	40	30	0.6	0.07	0.160	0.22
B	1.10	2.2	6.6	40	30	0.7	0.05	0.140	0.17
C	1.35	2.7	7.3	40	30	0.8	0.04	0.095	0.13
D	1.60	3.2	8.0	40	30	0.9	0.03	0.080	0.11
E	1.85	3.7	8.7	40	30	1.0	0.03	0.070	0.09
F	2.50	5.0	10.3	40	30	1.2	0.02	0.050	0.07
G	3.00	6.0	10.8	40	30	2.0	0.02	0.050	0.08
H	4.00	8.0	12.7	40	30	2.5	0.01	0.035	0.05
I	5.00	10.0	14.5	40	30	3.0	0.01	0.022	0.05
J	6.00	12.0	16.0	40	30	3.5	0.005	0.018	0.04
K	7.00	14.0	17.5	40	30	3.8	0.005	0.015	0.03
L	8.00	16.0	18.8	40	30	4.0	0.005	0.012	0.02
M	9.00	18.0	20.0	40	30	4.2	0.005	0.011	0.02

I_H Hold current-maximum current at which the device will not trip in still air at 23°C.

I_T Trip current-minimum current at which the device will always trip in still air at 23°C.

I_{max} Maximum fault current device can withstand without damage at rated voltage (V_{max}).

V_{max} Maximum voltage device can withstand without damage at its rated current.

P_d Typical power dissipated from device when in the tripped state in 23°C still air environment.

R_{min} Minimum device resistance at 23°C.

R_{max} Maximum device resistance at 23°C.

R_{1max} Maximum device resistance at 23°C, 1 hour after initial device trip.

Physical specifications

Lead material

0ZRB0090 ~ 0ZRB0250 - Tin plated copper, 24 AWG.

0ZRB0300 ~ 0ZRB0900 - Tin plated copper, 20 AWG.

Soldering characteristics

MIL-STD-202, Method 208E.

Insulating coating

Flame retardant epoxy, meets UL-94-V-0 requirements.

PTC Marking

"bel" or "b", I_H code and "RB".

Radial Leaded PTC

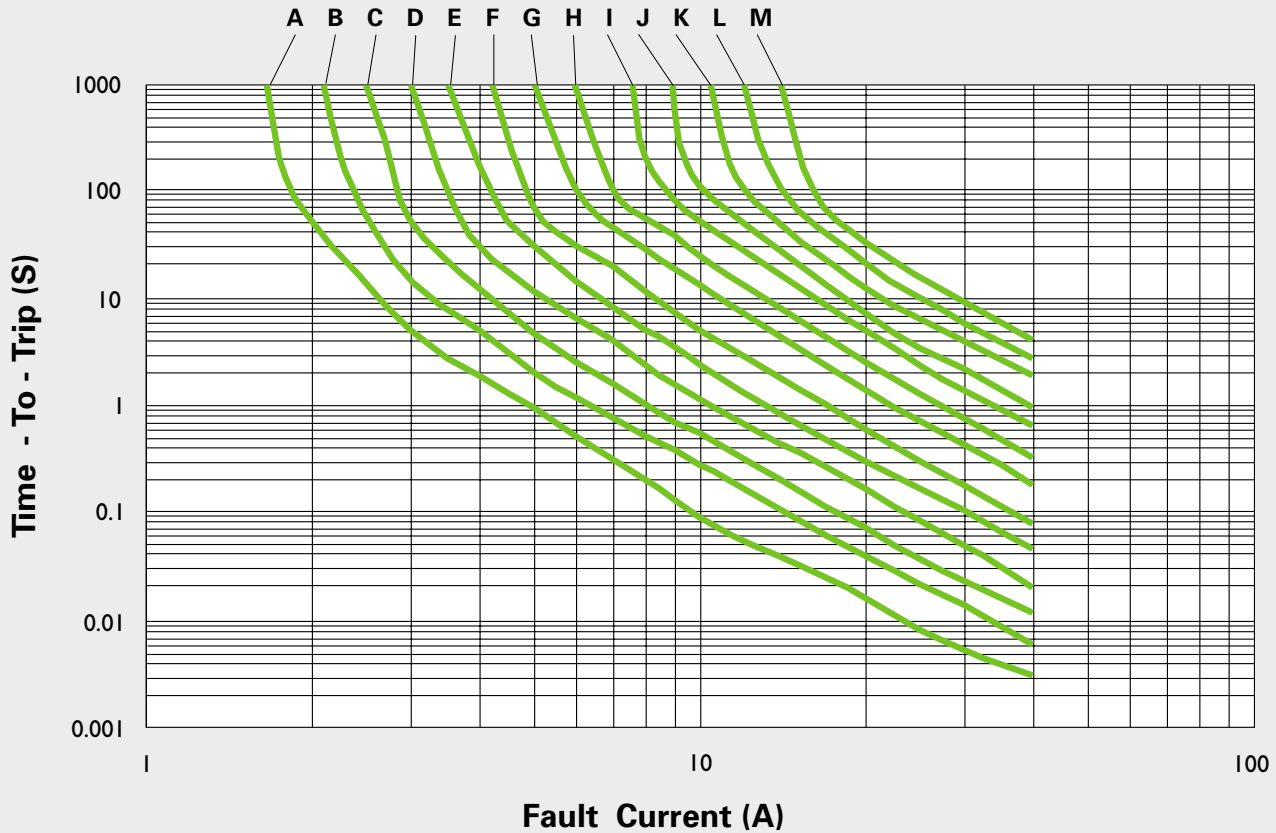
0ZRB Series

RoHS6 Compliant

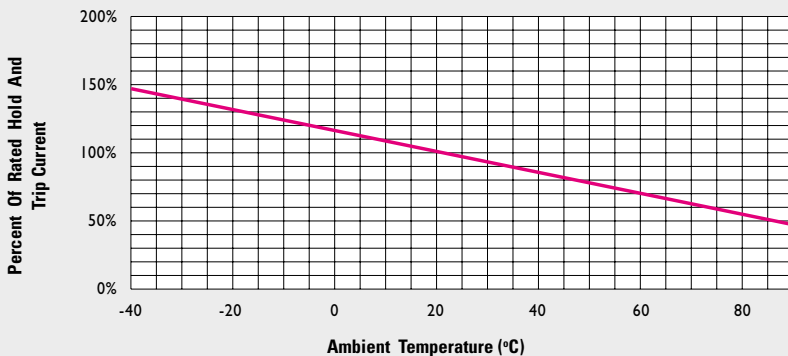
0ZRB1006C

Typical Time - To - Trip at 23°C

(See Elec. Characteristics Table for P/N - Curve Correlation)



Thermal Derating Curve



Cautionary Notes

1. Operation beyond the specified maximum ratings or improper use may result in damage and possible electrical arcing and/or flame.
2. These Polymer PTC (PPTC) devices are intended for protection against occasional overcurrent/ overtemperature fault conditions and may not be suitable for use in applications where repeated and/or prolonged fault conditions are anticipated.
3. Avoid contact of PTC device with chemical solvent. Prolonged contact may adversely impact the PTC performance.
4. These PTC devices may not be suitable for use in circuits with a large inductance, as the PTC trip can generate circuit voltage spikes above the PTC rated voltage.

Specifications subject to change without notice

Corporate Office

Bel Fuse Inc.
 206 Van Vorst Street, Jersey City, NJ 07302
 Tel: 201-432-0463
 Fax: 201-432-9542
 E-Mail: belfuse@belfuse.com
 Website: www.belfuse.com

Far East Office

Bel Fuse Ltd.
 8F/8 Luk Hop Street
 San Po Kong
 Kowloon, Hong Kong
 Tel: 852-2328-5515
 Fax: 852-2352-3706

European Office

Bel Stewart GmbH
 Industriestrasse 20
 61381 Friedrichsdorf
 Germany
 Tel: 49.6172.9552.0
 Fax: 49.6172.9552.40